

# COMPACT THUMBWHEEL THERMOSTAT

## STO 011 / STS 011



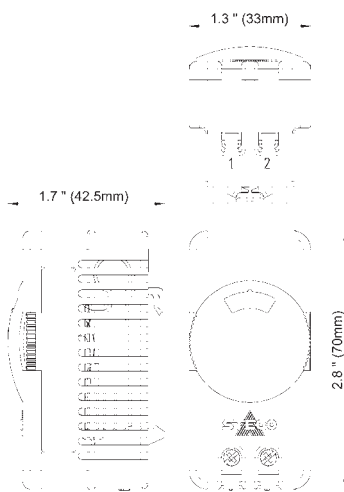
- > Adjustable thumbwheel setting
- > Compact design
- > Small hysteresis

- > High switching capacity
- > DIN rail mountable

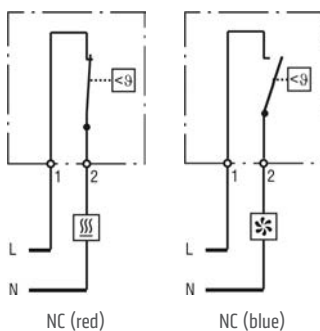
The ST 011 thermostat is an SPST regulator with small hysteresis. The housing design ensures optimized air circulation around the sensor element.

**Thermostat NC (normally closed):** Thermostat opens on temperature rise (red thumbwheel) – for regulating heaters or for switching signal devices when temperature has fallen below the minimum value.

**Thermostat NO (normally open):** Thermostat closes on temperature rise (blue thumbwheel) – for regulating filter fans, heat exchangers, cooling devices or for switching signal devices when temperature limit has been exceeded.



Convenient minimum setpoint symbol on the NC thermostat to assure enclosure temperature remains above freezing.



Enclosure heater  
 Filter fan, cooling equipment, signal device

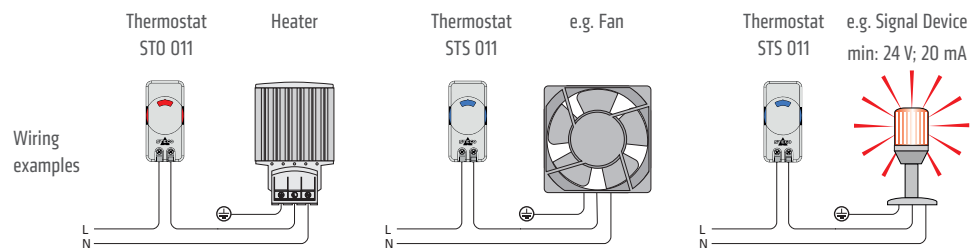
### TECHNICAL DATA



Switching difference	7 °F (4 K) ±5.4 °F (3 K) tolerance
Sensor element	thermostatic bimetal
Contact type	snap-action contact
Service life	> 100,000 cycles
Max. switching capacity	15 A resistive / 2 A inductive @ AC 120 V 10 A resistive / 2 A inductive @ AC 250 V DC 30 W (DC 24 – 72 V)
Max. inrush current	AC 16 A for 10 sec.
Connection	2-pole terminal, clamping torque 1 Nm max.: solid/stranded <sup>1</sup> wire – AWG 14 max. (2.5 mm <sup>2</sup> )
Housing	plastic, UL 94V-0, light grey
Mounting	clip for 35 mm DIN rail, EN 60715
Mounting position	vertical
Operating / Storage temperature	-49 to +176 °F (-45 to +80 °C)
Operating / Storage humidity	max. 90 % RH (non-condensing)
Dimensions	2.76 x 1.3 x 1.65" (70 x 33 x 42 mm)
Weight	approx. 1.8 oz. (50 g)
Protection type	IP20
Approvals	UL File No. E164102, VDE, EAC

<sup>1</sup> When connecting with stranded wires, wire end ferrules must be used.

**Important note:** The contact system of the regulator is subjected to environmental influences, thus the contact resistance may change. This can lead to a voltage drop and/or self-heating of the contacts.



Part No. (NC)	Part No. (NO)	Setting range
01115.9-00	01116.9-00	+32 to +140 °F
01115.0-00	01116.0-00	0 to +60 °C